



## Key Stage 4 Framework for Learning Year 9 2018-2019: Happy Foundations



### Curriculum Area: Art & Photography










Year 9	Autumn 1	Autumn 2	Spring 1	Spring 2	Summer 1	Summer 2
<b>Syllabus</b> Art Foundation skills. Based on AQA syllabus. Art, Craft and Design 2016 www.aqa.org.uk ( GCSE ART & PHOTOGRAPHY)	Art Foundation skills. Based on AQA syllabus. Art, Craft and Design 2016 www.aqa.org.uk ( GCSE ART & PHOTOGRAPHY)	Art Foundation skills. Based on AQA syllabus. Art, Craft and Design 2016 www.aqa.org.uk ( GCSE ART & PHOTOGRAPHY)	Art Foundation skills. Based on AQA syllabus. Art, Craft and Design 2016 www.aqa.org.uk ( GCSE ART & PHOTOGRAPHY)	Art Foundation skills. Based on AQA syllabus. Art, Craft and Design 2016 www.aqa.org.uk ( GCSE ART & PHOTOGRAPHY)	Art Foundation skills. Based on AQA syllabus. Art, Craft and Design 2016 www.aqa.org.uk ( GCSE ART & PHOTOGRAPHY)	Art Foundation skills. Based on AQA syllabus. Art, Craft and Design 2016 www.aqa.org.uk ( GCSE ART & PHOTOGRAPHY)
	<b>A01-</b> develop ideas through investigations, demonstrating critical understanding of sources. <u>(artist research)</u> <b>A02-</b> Refine work by exploring ideas, selecting and experimenting with appropriate media, materials, techniques and processes. <u>(use of media)</u> <b>A03-</b> Record ideas, observations and insights relevant to intentions as work progresses. <u>(drawings and annotations)</u> <b>A04-</b> Present a personal and meaningful response that realizes intentions and demonstrates understanding of visual language. <u>(final piece)</u>	<b>A01-</b> develop ideas through investigations, demonstrating critical understanding of sources. <u>(artist research)</u> <b>A02-</b> Refine work by exploring ideas, selecting and experimenting with appropriate media, materials, techniques and processes. <u>(use of media)</u> <b>A03-</b> Record ideas, observations and insights relevant to intentions as work progresses. <u>(drawings and annotations)</u> <b>A04-</b> Present a personal and meaningful response that realizes intentions and demonstrates understanding of visual language. <u>(final piece)</u>	<b>A01-</b> develop ideas through investigations, demonstrating critical understanding of sources. <u>(artist research)</u> <b>A02-</b> Refine work by exploring ideas, selecting and experimenting with appropriate media, materials, techniques and processes. <u>(use of media)</u> <b>A03-</b> Record ideas, observations and insights relevant to intentions as work progresses. <u>(drawings and annotations)</u> <b>A04-</b> Present a personal and meaningful response that realizes intentions and demonstrates understanding of visual language. <u>(final piece)</u>	<b>A01-</b> develop ideas through investigations, demonstrating critical understanding of sources. <u>(artist research)</u> <b>A02-</b> Refine work by exploring ideas, selecting and experimenting with appropriate media, materials, techniques and processes. <u>(use of media)</u> <b>A03-</b> Record ideas, observations and insights relevant to intentions as work progresses. <u>(drawings and annotations)</u> <b>A04-</b> Present a personal and meaningful response that realizes intentions and demonstrates understanding of visual language. <u>(final piece)</u>	<b>A01-</b> develop ideas through investigations, demonstrating critical understanding of sources. <u>(artist research)</u> <b>A02-</b> Refine work by exploring ideas, selecting and experimenting with appropriate media, materials, techniques and processes. <u>(use of media)</u> <b>A03-</b> Record ideas, observations and insights relevant to intentions as work progresses. <u>(drawings and annotations)</u> <b>A04-</b> Present a personal and meaningful response that realizes intentions and demonstrates understanding of visual language. <u>(final piece)</u>	<b>A01-</b> develop ideas through investigations, demonstrating critical understanding of sources. <u>(artist research)</u> <b>A02-</b> Refine work by exploring ideas, selecting and experimenting with appropriate media, materials, techniques and processes. <u>(use of media)</u> <b>A03-</b> Record ideas, observations and insights relevant to intentions as work progresses. <u>(drawings and annotations)</u> <b>A04-</b> Present a personal and meaningful response that realizes intentions and demonstrates understanding of visual language. <u>(final piece)</u>
<b>Knowledge</b>	Sci-fi: Natural Form Drawing, painting, photography.	Sci-fi: Armour Science Fiction Sculpture, collage, digital manipulation, sewing, deconstruction	Sci-fi: Artists' analysis, written recording of ideas.	Sci-fi: 3D outcome based on research of theme. Sculpture, collage, painting.	Food: 3D outcome exploring clay, firing and the glazing process.	Food: 3D outcome exploring clay, firing and the glazing process.
<b>Skills</b>	Annotate, record, collect, organise, observe, show, mark making:  Explain and analyzing work on design sheets. Recording through observational drawing and photography. Collecting relevant images and artists work. Organizing portfolio to best demonstrate the learning journey.	Develop, make connections, understand, research, investigate, apply, problem solve by  Working in the style of the selected artists, understand the artist's work through teacher presentation and questioning.  Use scaffolds to support written work and encourage research  Apply skills learned by copying artists work to independent work.	Explore processes, mark-making, experiment, develop composition, refine, review, understand restrictions, and demonstrate visually, communicate  3D construction, understanding and leaning about materials as we work. Reviewing work and refining as we make. Translating 2D into 3D piece.	Respond and present, plan and present, personal response, show connections, research, develop, explore, refine, convince  Review work in light of making process. Analyse what has worked, what needs improving? Personalise work with ideas developed during Aut1/2.	Annotate, record, collect, organise, observe, show, mark making. Develop, make connections, understand, research, investigate, apply, problem solve Explore processes, mark-making, experiment, develop composition, refine, review, understand restrictions, and demonstrate visually, communicate Respond and present, plan and present, personal response, show connections, research, develop, explore, refine, convince  Completion of final pieces and portfolio, evidencing the above.	Explore processes, mark-making, experiment, develop composition, refine, review, understand restrictions, and demonstrate visually, communicate Respond and present, plan and present, personal response, show connections, research, develop, explore, refine, convince  Completion of final pieces and portfolio, evidencing the above.

ELE – 1 Day

ELE – 3 Days



# CHORLTON HIGH SCHOOL: CURRICULUM

<p><b>Assessment</b></p> <p>Pupil's practical work will be marked 3 weekly using the Assessment Objectives. The most significant piece of work will be assessed and recorded in logbooks.</p>	<p><b>Assessed pieces Art:</b></p> <p>Shell Drawings Oil pastel insect drawings Amour pencil drawings</p> <p><b>Assessed pieces Photography:</b></p> <p>Still life contact sheets Computer parts contact sheets Giger research sheet.</p> <p><b>A01- develop ideas through investigations, demonstrating critical understanding of sources. (artist research)</b> <b>A02- Refine work by exploring ideas, selecting and experimenting with appropriate media, materials, techniques and processes. (use of media)</b> <b>A03- Record ideas, observations and insights relevant to intentions as work progresses. (drawings and annotations)</b> <b>A04- Present a personal and meaningful response that realizes intentions and demonstrates understanding of visual language. (final piece)</b></p> <p>Look at <a href="http://www.aqa.co.uk">www.aqa.co.uk</a> for more details.</p>	<p><b>Assessed pieces Art:</b></p> <p>Giger research sheet. Amour biro drawings. Sci Fi research sheet</p> <p><b>Assessed pieces Photography:</b></p> <p>Gwon Osang research sheet. Photoshop collage. Portrait contact sheets</p> <p><b>Progress Test</b></p> <p>Research artist <a href="#">Peter McFarlane</a>. Produce a study of your own inspired by his use of circuit boards within his Art</p> <p><b>A01- develop ideas through investigations, demonstrating critical understanding of sources. (artist research)</b> <b>A02- Refine work by exploring ideas, selecting and experimenting with appropriate media, materials, techniques and processes. (use of media)</b> <b>A03- Record ideas, observations and insights relevant to intentions as work progresses. (drawings and annotations)</b> <b>A04- Present a personal and meaningful response that realizes intentions and demonstrates understanding of visual language. (final piece)</b></p> <p>Look at <a href="http://www.aqa.co.uk">www.aqa.co.uk</a> for more details.</p>	<p><b>Assessed pieces Art:</b></p> <p>Design sheets 1,2 and 3</p> <p><b>Assessed pieces Photography:</b></p> <p>Photoshop collage. (Design sheets 1,2,and 3)</p> <p><b>A01- develop ideas through investigations, demonstrating critical understanding of sources. (artist research)</b> <b>A02- Refine work by exploring ideas, selecting and experimenting with appropriate media, materials, techniques and processes. (use of media)</b> <b>A03- Record ideas, observations and insights relevant to intentions as work progresses. (drawings and annotations)</b> <b>A04- Present a personal and meaningful response that realizes intentions and demonstrates understanding of visual language. (final piece)</b></p> <p>Look at <a href="http://www.aqa.co.uk">www.aqa.co.uk</a> for more details.</p>	<p><b>Assessed pieces Art:</b></p> <p>Initial 3D structure at intervals</p> <p><b>Assessed pieces Photography:</b></p> <p>Initial 3D structure.</p> <p><b>Progress Test</b></p> <p>Look at the work of Vladimir Gvozdev. Create your own version of his 'steampunk' art combining animals and mechanical parts</p> <p><b>A01- develop ideas through investigations, demonstrating critical understanding of sources. (artist research)</b> <b>A02- Refine work by exploring ideas, selecting and experimenting with appropriate media, materials, techniques and processes. (use of media)</b> <b>A03- Record ideas, observations and insights relevant to intentions as work progresses. (drawings and annotations)</b> <b>A04- Present a personal and meaningful response that realizes intentions and demonstrates understanding of visual language. (final piece)</b></p> <p>Look at <a href="http://www.aqa.co.uk">www.aqa.co.uk</a> for more details.</p>	<p><b>Assessed pieces Art:</b></p> <p>Food drawing</p> <p><b>Assessed pieces Photography:</b></p> <p>Final 3D structure.</p> <p><b>A01- develop ideas through investigations, demonstrating critical understanding of sources. (artist research)</b> <b>A02- Refine work by exploring ideas, selecting and experimenting with appropriate media, materials, techniques and processes. (use of media)</b> <b>A03- Record ideas, observations and insights relevant to intentions as work progresses. (drawings and annotations)</b> <b>A04- Present a personal and meaningful response that realizes intentions and demonstrates understanding of visual language. (final piece)</b></p> <p>Look at <a href="http://www.aqa.co.uk">www.aqa.co.uk</a> for more details.</p>	<p><b>Assessed pieces Art:</b></p> <p>3D sculpture</p> <p><b>Assessed pieces Photography:</b></p> <p>Final 3D structure.</p> <p><b>Progress Test</b></p> <p>Look at the work of Victor Nunes. Bring in an everyday object(s) and incorporate it into a series of illustrations, inspired by his work</p> <p><b>A01- develop ideas through investigations, demonstrating critical understanding of sources. (artist research)</b> <b>A02- Refine work by exploring ideas, selecting and experimenting with appropriate media, materials, techniques and processes. (use of media)</b> <b>A03- Record ideas, observations and insights relevant to intentions as work progresses. (drawings and annotations)</b> <b>A04- Present a personal and meaningful response that realizes intentions and demonstrates understanding of visual language. (final piece)</b></p> <p>Look at <a href="http://www.aqa.co.uk">www.aqa.co.uk</a> for more details.</p>
<p><b>Cultural Enrichment</b></p>	<p><b>Watch:</b> Dr Who <b>Listen:</b> War of the Worlds. <b>Visit:</b> Catch up club afterschool drop in sessions.</p>	<p><b>Listen:</b> to Brian Cox lectures Tim Peak <b>Visit:</b> Catch up club afterschool drop in sessions.</p>	<p><b>Watch:</b> Sarah Jane Adventures <b>Listen:</b> The Infinite Monkey Cage <b>Visit:</b> Catch up club afterschool drop in sessions.</p>	<p><b>Watch:</b> Making of the Alien costume (Giger) <b>Visit:</b> Catch up club afterschool drop in sessions.</p>	<p><b>Visit:</b> from McKinnon and Saunders with Corpse Bride armatures <b>Visit:</b> Catch up club afterschool drop in sessions.</p>	<p><b>Visit:</b> Catch up club afterschool drop in sessions. Possibilities for extended work in preparation for Art Exhibition. Taking part in curating exhibition and assisting at the event.</p>
<p><b>Character</b></p>	<p> </p> <p><b>Happy Habits: New Beginnings &amp; Organisation</b> QoFS - Curiosity &amp; Responsibility CV – Self-Help, Self-Responsibility &amp; Democracy</p> <p>Attendance to afterschool club, working to deadlines, exploring new artists and techniques. Learning how to critique as a group in a supportive atmosphere.</p>	<p> <b>Happy</b></p> <p><b>Communities: Conduct</b> QoFS - Empathy CV –Solidarity &amp; Social Responsibility Attendance to afterschool club, working to deadlines, exploring new artists and techniques. Learning how to critique as a group in a supportive atmosphere.</p>	<p><b>Happy New Year!</b>  <b>Resolutions: Year, New</b></p> <p>QoFS - Resiliency CV – Openness &amp; Honesty Reflect on grade so far, make targets to amend and improve. Attendance to afterschool club, working to deadlines, exploring new artists and techniques. Learning how to critique as a group in a supportive atmosphere.</p>	<p> <b>Happy Hearts &amp; Minds: Cultural</b></p> <p><b>Capital</b> QoFS - Creativity CV – Equality &amp; Equity A04 Final piece exam. Students develop own highly personal response to a theme.</p>	<p> </p> <p><b>Happy Outcomes: Preparing to Succeed</b> QoFS - Motivation &amp; Practice CV – Caring for Others, Self-Help &amp; Self Responsibility Attendance to afterschool club, working to deadlines, exploring new artists and techniques. Learning how to critique as a group in a supportive atmosphere.</p>	<p> </p> <p><b>Happy Futures: Healthy, Happy &amp; Successful!</b> QoFS - Reflection &amp; Optimism CV – Caring for Others, Self-Help &amp; Self Responsibility Attendance to afterschool club, working to deadlines, exploring new artists and techniques. Learning how to critique as a group in a supportive atmosphere. Reflect, refine and improve all coursework for year 11.</p>